



PARENT BULLETIN

Tel: (905)-294-1886
 Email: markham.dhs@yrdsb.ca
 Website:
<http://www.markhamdistrict.hs.yrdsb.ca>

Week of January 29 to February 2, 2018

Exams: Thursday, January 25th to Wednesday, January 31st (see schedule on MDHS website under News & Events on the left side of page)



Exam Review Day (Thursday, Feb. 1st) Schedule on the bottom right corner of Master Exam Schedule

Monday, Jan. 29th	<ul style="list-style-type: none"> Exam Day Period 1 Classes. All exams start at 8:30 am. Plan to be at school 15 minutes prior.
Tuesday, Jan. 30th	<ul style="list-style-type: none"> Exam Day Period 2 Classes. All exams start at 8:30 am. Plan to be at school 15 minutes prior. Elementary Volleyball Tournament 8:00 am-4:00 pm in the gym—Mr. Feasby
Wednesday, Jan. 31st	<ul style="list-style-type: none"> Exam Day Period 3 Classes. All exams start at 8:30 am. Plan to be at school 15 minutes prior.
Thursday, Feb. 1st	<ul style="list-style-type: none"> Exam Review Day—this is the only chance that students will have to review the exam with their teacher. Attendance will be taken. There is a modified schedule for the day as follows: Period 1: 8:10 am—8:40 am Period 2: 8:45 am—9:15 am Period 3: 9:20 am—9:50 am Period 4: 9:55 am—10:25 am Period 5: 10:30 am—11:00 am Common Lunch: 11:00 am—12:15 pm 12:15 pm—2:50 pm—Teacher interview upon request/by appointment College Equal Consideration Deadline.
Friday, Feb. 2nd	<ul style="list-style-type: none"> Professional Activity Day—No Classes for students

Upcoming Events: February 5– February 10, 2018

Welcome to Semester 2!

Monday, Feb. 5th	<ul style="list-style-type: none"> First day of Semester 2 classes.
Tuesday, Feb. 6th	<ul style="list-style-type: none"> Grade 10 Safe Schools Assembly Period 1 Grade 9 Safe Schools Assembly Period 2 Computer Science Club meeting after school in room 155 - Mr. Berry Jr. T#1 Girls Volleyball to Middlefield, leaving 2:30pm, games 3:30pm & 4:30pm - Mr. Barber
Wednesday, Feb. 7th	<ul style="list-style-type: none"> Course selection assemblies Periods 1, 2 and 5. Grade 9 Invitational Band Festival (Evening) Jr. T#2 Girls Volleyball to Crothers, leaving 2:30pm, games 3:30pm & 4:30pm - Mr. Barber Sr. Girls Volleyball to PET, leaving 2:30pm, games 3:30pm & 4:30pm - Mr. Sareen
Thursday, Feb. 8th	<ul style="list-style-type: none"> Grade 11 Safe Schools Assembly Period 2 Grade 12 Safe Schools Assembly Period 5 Course selection fair during period 2,3 & 4 in Blue Zone—Mr. Kerhoulas Ski club to Horseshoe, leaving 2:30 pm, leaving location 8:30 pm—Ms. Webber DECA Provincial Competition at Chelsea Hotel to Saturday Feb. 10—Ms. Webber Grade 9 Invitational Band Festival in Cafeteria & stage from 5-9 pm—Mr. Harrison Mock Trial Club meeting at 3:00 pm in Room 226—Ms. Sharma SHSM Working at Heights Training all day in library - Mr. Weinstein Jr. T#2 Girls Volleyball to Middlefield, leaving 3:30pm, games 2:30pm & 4:30pm - Mr. Barber
Friday, Feb. 9th	<ul style="list-style-type: none"> Report Cards for Semester 1 distributed in homeroom.
Saturday, Feb. 10th	<ul style="list-style-type: none"> Grade 10 band York University Invitational leaving 12:30 pm, leaving location 9 pm—Ms. Caswell

Semester Two Student Timetables

This is a reminder that the updated students' timetables will be emailed to the student's YRDSB Gapps email account and to parents' email accounts that are on file by the end of the day on Friday, February 2nd.

Please carefully review the timetable as changes have been made since the original timetable was sent out last summer.



PARENT BULLETIN

Tel: (905)-294-1886
Email: markham.dhs@yrdsb.ca
Website:
<http://www.markhamdistrict.hs.yrdsb.ca>

ATTENDANCE REMINDER

Parents/Guardians are reminded to report all late or absent notices to the Attendance Office by calling 905-294-1886, option 1 or emailing markham.dhs@yrdsb.ca.

Should your student be absent for more than 3 days, an extended absence form must be signed by each subject teacher, parent/guardian and the Vice-Principal prior to leaving on vacation.



Messages from Guidance

Attention all guardians/ parent and students! Now is the time to make your course changes for semester 2. Courses are starting to fill up quickly, so if you're thinking of making a change, please drop by the guidance office and speak to your counsellor. The Guidance office will be open during exams. When semester 2 begins, course changes will be limited and no elective courses will be changed.

MDHS Course Selections for school year 2018-2019 will begin this month with assemblies on Wed Feb 7, followed by the Course Selection Fair on Thurs Feb 8 during periods 2, 3 & 4 in the Blue Zone.

Course Selections are completed online using *Career Cruising* (and printed signed copy to homeroom teacher). Due by Wed Feb 21st.

Any grade 12 student who has outstanding community hours is asked to submit all missing hours as soon as possible. If hours still need to be completed, please come to the guidance office or begin looking for volunteer opportunities. If you need help, please come to the Guidance office.

Semester 2 night school and e-learning night school registration is now open and closes in February. Students must discuss these options with their guidance counselor to ensure their eligibility.

Financial help for students attending university and college in 2018-19

Is your child making plans to attend college or university next fall? Visit Ontario.ca/OSAP to see what financial aid is available to help pay for tuition and other expenses.

This year, about one-third of students attending college or university full-time are receiving free tuition from OSAP. Visit Ontario.ca/OSAP and use the calculator to see what your child may be eligible to receive from OSAP.

Apply early and use the OSAP comparison tool to help your child make the best choice for their future.

Find out more and apply at ontario.ca/osap.

The **College application deadline** for equal consideration is Thursday, February 1st, if any student needs help with their application, please drop by the guidance office.

Thank you, the guidance team

Upcoming SHSM Events include

For SHSM students, continue to check your gapps email for exciting new opportunities in 2018 along with checking the SHSM bulletin board outside of guidance.

Permission forms are now available in guidance for SHSM students who still need to earn their Standard First AID/CPR Level C/AED. Training will take place at MDHS in the library on February 20th & 21st. It is mandatory to attend both days.

Students in grade 12 are reminded to check that they have met all of their SHSM requirements (e.g. bundle of credits, certifications etc) in order to qualify to earn their Red Seal.

Grade 10 students interested in signing up for SHSM for September 2018 or learning about SHSM are encouraged to speak to Mr. Weinstein.

Permission forms are now available for the Markham Stouffville P.A.R.T.Y. Program for March 22. This is mandatory for anyone in the Health and Wellness or Non-Profit sector who have not already attended this day.



Ski & Snowboard Club

Luckily we ended up having fairly good conditions for our first outing in January!!!

The next evening excursion will take place on Thursday, February 8 to Horseshoe Resort.

Students are to bring their equipment to the storage locker on the east side of the school before 8:10 am. They will be dismissed from Period 5 at 2:15 pm to retrieve their equipment and board the appropriate coach bus.

If you have questions, please contact either Colleen Webber or Dustin More.

Message from DECA

The DECA Provincials are taking place in downtown Toronto from February 8-10. Students who are competing have now been given a Field Trip Package requiring parental signatures.

These forms are due to Ms. Webber as soon as possible, but no later than Wednesday, February 7.

Buses have been booked to transport students to the Chelsea Hotel on Thursday, February 8 at 4:00 pm.

Parents are required to pick up their son/daughter on Saturday, February 10 after his/her Awards Ceremony.

If you have questions, please contact me at colleen.sheardown-webber@yrdsb.ca.

Message from the Co-op Department

Students that are interested in volunteering at Markham Stouffville Hospital in the summer of 2018 are strongly encouraged to submit their applications by the end of this semester, directly to the hospital. This experience will be beneficial to students who are interested in a placement in a medical setting for their Co-op placements. - Mr. Butler

Please see the attached poster on page 8 regarding MDHS's Co-op website.

St. John Ambulance Therapy Dogs

Our visit from the St. John Ambulance therapy dogs on Thursday, January 18th was a huge success. The students were lined up down the hall.





PARENT BULLETIN

Tel: (905)-294-1886
Email: markham.dhs@yrdsb.ca
Website:
<http://www.markhamdistrict.hs.yrdsb.ca>

Message from The City of Markham and MDHS regarding (Pick up & Drop off)

Do You PUDO at MDHS

What's a PUDO? It stands for Pick-Up and Drop-Off.

Do you know that our school has a designated Pick-UP and Drop Off area in the west parking lot area? If you're dropping off or picking up your child, please remember to do so using the Pick-Up and Drop Off marked loop that goes around the parking area on the west side of the building.41

After dropping off your child, please exit by following the loop to the exit on Church Street. To keep the parking area as safe as possible both in the morning and afternoon for the students and administration, you should not exit by using the parking laneways to the arrive at the exit.

Thank you in advance for your cooperation to ensure our students and our community is safe!

Please see attached information regarding parking violations and general parking information on pages 10-12.

Message from Regional Municipality of York

Please see attached brochure on pages 13-14 regarding safe walking to school.

Message from the YRDSB Equity and Inclusivity Advisory Committee

Please see the attached flyer on page 7 regarding the Classism Sub-Committee Community Conversations dates.

Message from Homework Club

It is time for the Homework Club to start up again. If your child is looking for a supportive environment in which to complete homework, or work on assignments, the homework club is the place to be. We meet Tuesdays and Thursdays after school in the library. All students are welcome. A staff supervisor will be there to help with ideas and time management issues. If you have any questions, please email sarah.wheatley@yrdsb.ca. Mrs. Wheatley (see page 6).

Message from York Region Public Health

Flu Season is upon us. Please see flyer on page 9.

Lost and Found

If your child has lost any small items (i.e. Pandora bracelet, other jewelry, cell phone, keys, eye glasses) please have them come to the main office to claim them.

Message From Our Trustee

With report cards coming home, this is a good time of year to review your child's progress and to set goals for the rest of the school year.

As trustees, our goals are set out in the Board [Multi-Year Plan](#). In the coming months, trustees will be reviewing and updating this plan. This process will include opportunities for public input, and trustees will be out in the communities talking about this. More information will be shared about this in the spring.

Developing and reviewing the Multi-Year Plan is just one of our responsibilities as publicly elected officials. Trustee responsibilities also include hiring the Director of Education, setting [Board policies](#) and the [annual budget](#), and communicating with the public.


This is a good time to learn more about the [role of trustees](#) with the next [municipal election](#) taking place later this year on October 22, 2018. York Region District School Board has [12 trustees](#), elected by ratepayers. As a trustee, listening and communicating with families is an important part of my role. Students, families and members of the public are welcome to attend and observe any public Board, Advisory or Board Committee meetings and to share their views with us on policy and Board governance.

As we move into the second half of the year, I hope that you are seeing evidence of your child's learning and progress, and finding opportunities to get involved in their learning and the life of the school.

I wish you all the best for a successful second term.

MDHS Homework Club

**DO YOU STRUGGLE WITH TIME
MANAGEMENT?
WOULD YOU PREFER TO RE-
LAX WHEN YOU GET HOME?
IS GETTING STARTED ON A
PROJECT DIFFICULT?
COME TO THE LIBRARY EVERY
TUESDAY AND THURSDAY AF-
TER SCHOOL FOR A SUP-
PORTED AND SUPERVISED
OP.**





EQUITY AND INCLUSIVITY ADVISORY COMMITTEE CLASSISM SUB-COMMITTEE

Community Conversations

Are you an advocate for those marginalized by low income and class-based discrimination?

We are seeking passionate youth, families and community members to provide feedback regarding equity and inclusion for students in York Region public schools.

Please attend one of the five community conversations hosted by York Region District School Board's Equity and Inclusivity Advisory Committee.

- January 15** **Maple Leaf PS, 155 Longford Dr, Newmarket, ON L3Y 2Y7**
- January 22** **Sutton District HS, 20798 Dalton Rd, Georgina, ON L0E 1R0**
- January 29** **Bayview SS, 10077 Bayview Ave, Richmond Hill, ON L4C 2L4**
- February 5** **Maple HS, 50 Springside Rd, Maple, ON L6A 2W5**
- February 12** **Milliken Mills HS, 7522 Kennedy Rd, Markham, ON L3R 9S5**

All Community Conversations run from 7:00 - 9:00 pm

Child-minding will be provided at all locations. *If you require child minding, please email Kristine with the number of children and their ages.*

For more information or transportation support needs, please contact:

Sub-Committee Chair – Kristine Carbis
905-895-3126
k_carbis@hotmail.com



Test drive a career!

MDHSCO-OP.COM

<p>SPECIALIST HIGH SKILLS MAJOR</p> 	 <p>ONTARIO YOUTH APPRENTICESHIP PROGRAM</p>	 <p>YRSC York Region Skills Challenge</p>
---	---	--



Flu Season is on its way – are you ready?



Flu season is nearly here. Be prepared by getting the flu shot as early as possible.

The first and best step to preventing influenza (the flu), is to get the flu shot every year. Influenza spreads quickly and easily from an infected person to others.

Everyone six months of age and older can get the flu shot.

Flu shots are available at:

- Health care provider's offices for people six months of age and older
- Participating pharmacies, for people five years of age and older

Visit ontario.ca/flu to find where you can get the flu shot.

How can the flu be avoided?

- Get the flu shot!
- [Wash your hands](#) well and often with soap and warm water. If soap and water are unavailable, use an alcohol-based [hand sanitizer](#)
- Cover your mouth and nose with a tissue when you cough or sneeze and throw the tissue out immediately. Wash your hands afterward. Cough into your upper sleeve if you don't have a tissue.
- Avoid touching your eyes, nose and mouth
- Avoid large crowds and stay home when you are sick
- Keep common surfaces and items clean and disinfected

To learn more about flu and the flu vaccine visit york.ca/flu

Community and Health Services
Public Health





To Whom It May Concern,

Welcome back!

Children's safety is an important priority for the City of Markham. We are reaching out to all Markham schools to bring their attention to the significant number of complaints the City receives each year regarding parking and unsafe vehicular traffic in school zones throughout our municipality.

In October 2015, the City implemented the Administrative Monetary Penalty System (AMPS). Under AMPS, the City's Parking Enforcement Officers are permitted to issue a Penalty Notice for failing to comply with the **Parking Control Bylaw 2005-188**, and can serve it using a variety of methods. **Please note**, officers may conduct enforcement at school zones by recording license plates, without stepping out of their vehicle and mail Penalty Notices to the registered owners of improperly parked vehicles.

To start, we would like to ask for your assistance this year, as in past years, to share the information provided in this document with the parents of your students, as well as students and staff, who drive to school and to remind them of the requirement to **park in the permitted areas of your school only**.

Enclosed you will find a list of common parking violations and general parking information, which is intended to ensure that Markham's school zones are safe for all students, staff and residents.

We kindly remind you that complaints regarding "moving violations" i.e. U-turns, speeding, aggressive driving etc. should be directed to the police.

School staff who are interested in feedback regarding signage, education, school parking lot and the Amps Parking Bylaw please contact Trudy Jay at 905 477 7000 ext. 4262 or tjay@markham.ca directly.

If your school requires additional parking for **special events** (i.e. graduation, fun fair) please contact the City of Markham administration office at parkingadmin@markham.ca.

General inquiries and parking complaints, including on street parking, from concerned **residents/parents** should be directed to the Contact Centre at 905 477 7000 ext. 2050.

For all, general information regarding parking please feel free to visit the City of Markham website at www.markham.ca.

Sincerely,

Trudy Jay
Parking Coordinator
City of Markham

Common Parking Violation Education

Many schools send out parking regulation reminders to parents/caregivers/students via email or school newsletters. In addition, students who drive to school may benefit from reminders during school announcements and assemblies. For primary and elementary schools, teachers can plan a “field trip” to show students the signs and explain their associated meaning. Students that are made aware of parking signage at an early age are more likely to relay this information to their parents, grandparents and caregivers.

Drivers should be reminded park in **permitted** areas only, which may include:

1. The school parking lot in accordance with signs posted; or,
Streets that do not have **prohibited parking** or **prohibited stopping** signs posted.

In addition to the most common parking violations listed below, drivers should ensure that they are not stopped or parked so as to block a fire hydrant, intersection, bus stop, private driveway or sidewalk.

Fire Route



These signs are posted to alert drivers that the area is a **Fire Route**. Fire Routes are the roads, laneways, or driveways that provide access to a building and may also include areas within a parking lot. A driver is **in violation** of this parking regulation if he/she is stopped or parked in a Fire Route even if their engine is running, hazard lights are flashing, or there is someone in the car.

When this sign is displayed, drivers are permitted to immediately drop off/pick up individuals – **there cannot be a delay**. For example, when a parent is dropping off their child to school, the child should get out of the vehicle and the parent should immediately drive away. Similarly, when a parent is engaged in picking up their child, the child should already be waiting at the curb for their parent. After the child gets into the vehicle, the parent must then immediately drive away.

When this sign is displayed, drivers are not permitted to:

1. Sit and wait in the car for their child (even for a few minutes); or
Leave their vehicle (even to quickly drop off their child’s lunch).

Prohibited Parking



These signs are posted to alert drivers that **parking is prohibited**. A driver is **in violation** of this parking regulation if he/she has stopped the vehicle but the engine is running, hazard lights are flashing, or there is someone in the car.

When this sign is displayed, drivers are permitted to immediately drop off/pick up individuals – **there cannot be a delay**. For example, when a parent is dropping off their child to school, the child should get out of the vehicle and the parent should immediately drive away. Similarly, when a parent is engaged in picking up their child, the child should already be waiting at the curb for their parent. After the child gets into the vehicle, the parent must then immediately drive away.

When this sign is displayed, drivers are not permitted to:

1. Sit and wait in the car for their child (even for a few minutes); or,
Leave their vehicle (even to quickly drop off their child’s lunch).

Accessible Parking



These signs are posted to alert drivers that a **parking spot is reserved for individuals with Accessible Parking Permits only**. Drivers are not permitted to park or stop their vehicle in these spots unless the driver has a **valid** Accessible Parking Permit and it is properly displayed. The permit **must** also be used by the person it was issued to.

Prohibited Stopping



These signs are posted to alert drivers that **stopping is prohibited**. They are often posted on surrounding streets from schools and may indicate the times of day that a driver is not permitted to stop their vehicle - drivers must continue to drive with the flow of traffic.

When this sign is displayed, drivers are not permitted to:

1. **Stop** their vehicle to let people in or out of their vehicle; or **Sit and wait** for their child to get into the vehicle.

Frequently Asked Questions

How close to the curb should drivers park?

Drivers should park within 6 inches or 15 cm away from a curb; however, the City's Parking Enforcement Officers exercise discretion and will typically only issue a Penalty Notice to a vehicle that is parked more than 12 inches or 30 cm away from a curb.

How close to an intersection can drivers park?

Drivers shall not park a motor vehicle: on a highway within 9 m (30ft) of any intersection; on a highway within 15m (49 ft) of any signalized intersection

How far should drivers park away from a fire hydrant?

When parking their vehicle near a fire hydrant, drivers should maintain a distance of 10 feet or 3 metres away from the fire hydrant.

Common Parking Definitions

Below you will find some of our common definitions from the City's Parking Control By-law # 2005-188. The complete [Parking Control By-law](#) can be found online at the City's website.

“Fire Route” means any roadway, driveway, lane, ramp or other means of vehicular access to or from a designated building which is designated as a fire access route by the City's Fire Department and shall include any part of a parking lot set aside by visible markings or markers for the purpose of vehicular movement.

“Park” or **“Parking”** means the halting of a vehicle, **whether occupied or not**, except when halting temporarily for the purpose of and while **actually engaged** in loading or unloading goods or passengers.

“Stop” or **“Stopping”** means the halting or leaving of a motor vehicle, even momentarily, **whether occupied or not**, except when necessary to avoid conflict or in compliance with the directions of a police officer or of a traffic control sign or signal.

Choose to walk, bike, bus or
park and walk a block ... or two!



Be part of the solution! Children benefit from active, safe school travel each day!

Here are some useful
websites to check out

- www.saferouttestoschool.ca
- www.schoolbuscity.com
- www.yrpa.ca

And don't forget these too:

- www.yrdsb.ca
- www.yrdsb.ca



If you live within walking or biking distance to a school, it is recommended that families choose an active travel mode, such as walking or biking, to get to and from school. If you are outside the walking and biking distance, consider having your child take the bus. On occasion, if you decide to drive, parents are encouraged to park legally close to school and walk the last block or two with their child.

How Can You Help Improve Traffic Conditions Around Schools?

An increasing number of schools throughout York Region are encouraging students and their families to use active travel to school, such as walking or biking instead of driving.

Active and Safe Routes to School programs promote increased physical activity, reduced traffic congestion, better air quality and great opportunities to get to know your community and neighbours better!

Physically active children are healthier, able to maintain a healthy body weight, stay focused and learn better at school.

Schools are areas with multiple distractions for both drivers and pedestrians. By driving children to school, drivers may be contributing to heavy traffic volumes and creating unfavourable conditions for pedestrians.

The Regional Municipality of York
17250 Yonge Street
Newmarket, Ontario
L3Y 6Z1

Telephone: 905-895-1231
Toll Free: 1-877-464-9675

www.york.ca





WALK Safe

Parents can be great role models for their children. Teach children about pedestrian safety as soon as you start walking with them.

In order to safely cross a street on their own, children need three important skills:

1. Be able to decide on a safe crossing route
2. Realistically assess a vehicle's speed
3. Judge safe gaps in traffic in order to cross the street

These skills are usually not developed until children are between age nine and 11. Supervise children who have not yet mastered these skills. (Source: Paradrute Canada 2013 National Injury Prevention Organization.)



Teach Your Child to Cross the Road Safely

- Stand well back on the sidewalk until ready to cross the street
- Use crosswalks and intersections with crossing guards if available
- Make sure vehicles travelling in all directions have come to a complete stop and the road has no visible moving traffic before crossing
- Always make eye contact with the driver
- Walk, do not run
- Walk beside bikes or scooters; do not ride while crossing the road
- Do not wear earphones or text while walking



For older children walking to school, encourage them to walk with a walking buddy. More pedestrians actually heightens driver awareness, which can result in slower speeds and increase safety.



DRIVE Safe

The real penalty for not obeying traffic regulations is you may risk the safety of children!

BYLAWS AND FINES VARY BY MUNICIPALITY. CONTACT YOUR LOCAL MUNICIPALITY FOR MORE INFORMATION.

Signage commonly seen near York Region Schools

COMMUNITY SAFETY ZONE FINES INCREASED

Drivers must observe signage and watch for reduced speed limits. Fines may be doubled.



Supervised Crossing. Cross the street here. Obey the crossing guard.



No Parking allowed at the specified times.



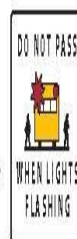
School Zone - observe speed limit.

FIRE ROUTE

No Parking in Fire Routes. These need to be clear for emergency vehicles. Fines range from \$100 to \$200.



No Stopping sign means no stopping at all the times specified; except to obey police or danger on the road.



Prepare to stop for a school bus at any time. Fines range from \$400 to \$2,000 with six demerit points for a first offence.

Drivers please be alert whenever driving in a school community. Here are some drive safe recommendations:

- Observe all road signage
- Follow posted speed limits; school zones usually have reduced speeds so drivers can safely stop to allow children to cross the street
- Avoid U-turns, backing up or making three point turns
- Watch for vehicles, pedestrians, bikes, scooters and stopped school buses
- Observe placement of crosswalks, traffic lights and road signage
- Seek out legal parking areas near school for days when you plan to work and walk a block



Booster seats are required by law until your child is 4' 9", eight years old or 80 lbs.



PARENT EDITION

Tel: (905)-294-1886
Email: markham.dhs@yrdsb.ca
Website:
<http://www.markhamdistrict.hs.yrdsb.ca>



Markham District H.S. is accepting online payments through School Cash ONLINE!

School Cash Online provides the following benefits:

- A convenient fee payment option that saves time
- Reduces paper
- No more need to send cash or cheques to school
- A quick way to register. It takes less than 5 minutes to register.

Parents that opt to participate will receive notification via email of student fees owed (both required and optional), and can make secure online payments by credit card or Interac and receive a receipt.

To view a presentation about the program, go to <http://www.kevsoftware.com/movies/ParentRegEnglish/>.

Follow the easy steps on the next page to register and get started!



PARENT EDITION

Tel: (905)-294-1886
Email: markham.dhs@yrdsb.ca
Website:
<http://www.markhamdistrict.hs.yrdsb.ca>



[Disclaimer](#)

Step 1: Register

Click on the School Cash Online button on our school's website <http://MarkhamDistrict.HS.yrdsb.ca/> and select the **"Get Started Today"** button.

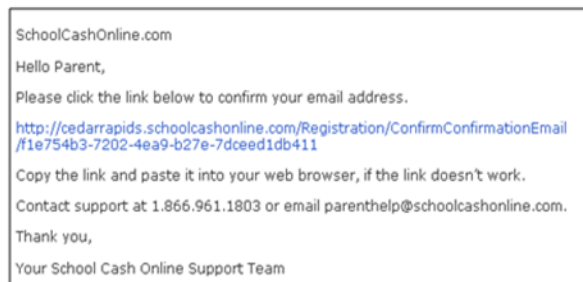
Complete each of the three Registration Steps

***For Security Reasons your password, requires 8 characters, one uppercase letter, one lowercase letter and a number.**



Step 2: Confirmation Email

A registration confirmation email will be automatically forwarded to you. Click on the link provided inside the email to confirm your email and School Cash Online account. The confirmation link will open the School Cash Online site prompting you to sign into your account. Use your email address and password just created with your account.



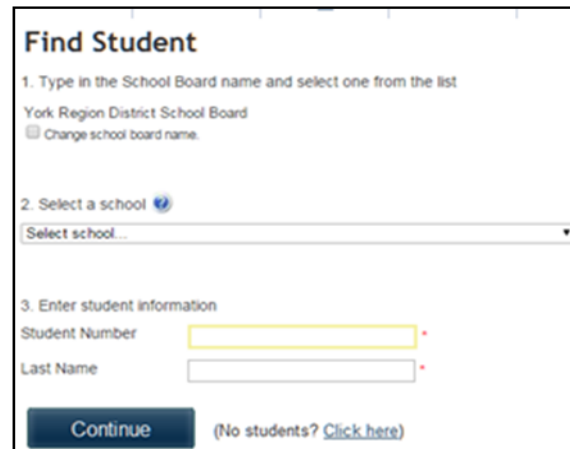
Step 3: Find Student

NOTE: A STUDENT NUMBER IS REQUIRED

This step will connect your children to your account.

Enter the School Board Name
Enter the School Name
Enter Your Child's Student # and Last Name
Select **Continue**

On the next page confirm that you are related to the child, check in the Agree box and select **Continue**
Your child has been added to your account



Step 4: View Items or Add Another Student

If you have more children, select **"Add Another Student"** option and repeat the steps above. 5 children can be added to one parent account.

If you do not wish to add additional children, select **"View Items For Students"** option. A listing of available items for purchase will be displayed.

NEED HELP?

If you require assistance, select the *GET HELP* option in the top right hand corner of the screen or contact School Cash Online – Parent Help Desk at 1-866-961-1803 or parenthelp@schoolcashionline.com.